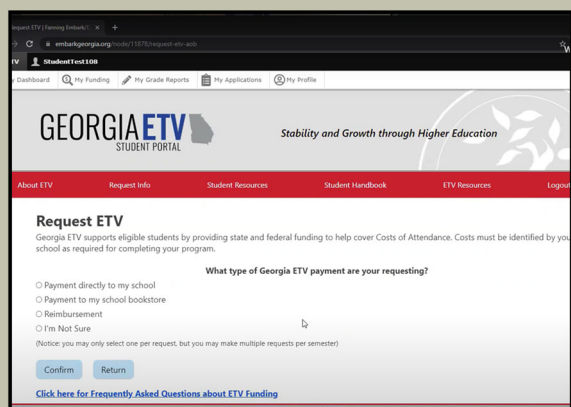
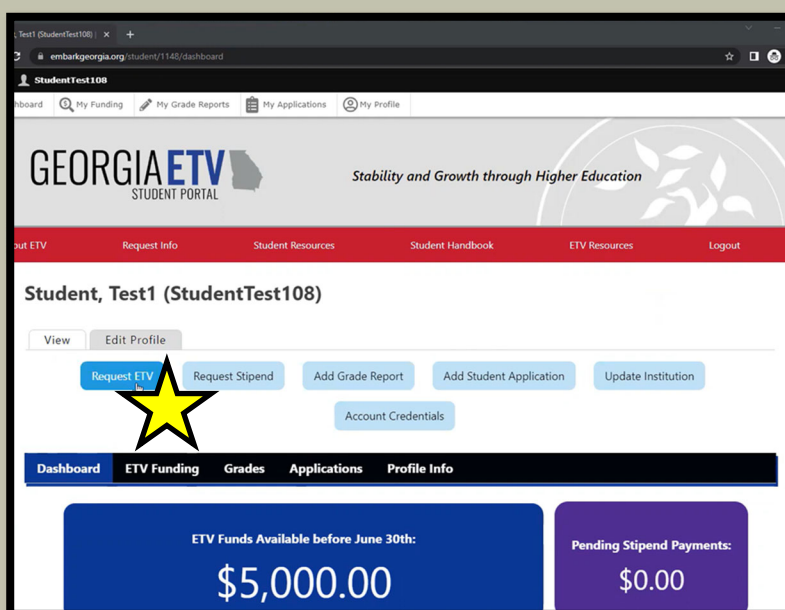


Students must request their own ETV support through their online account. In order to do this, they must first have an up-to-date application on file as well as an eligible grade report. First time ETV students will not have a grade report.

First, login to the student portal, navigate to the Request ETV button and click:


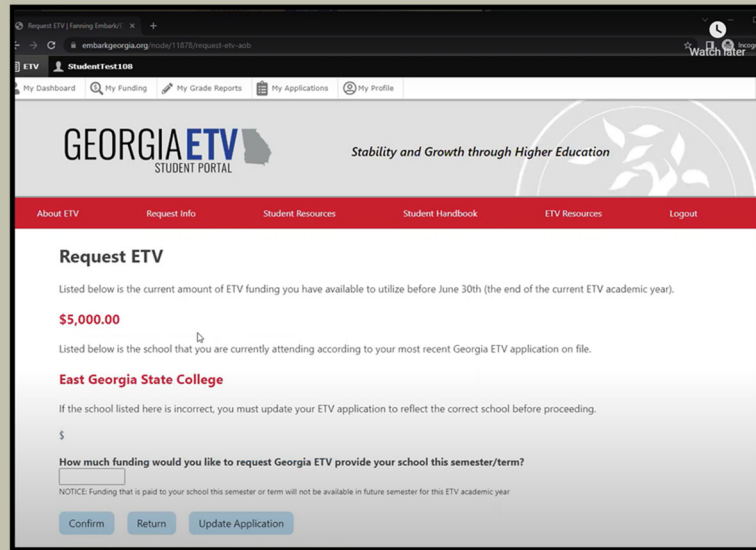
NOTICE: If students do not have a Request ETV button, make sure an application and most recent grade report has been submitted. The application and grade report must be reviewed and accepted before students will have access to request ETV. ETV typically takes 2-3 business days to review and approve applications and grade reports.



Next, students will need to determine where the ETV payment needs to go. Payments may be made directly to the school, bookstore or (in some pre-approved cases), a reimbursement directly to the student.

Students will then need to determine and list how much funding they would like to use for the current semester.

NOTICE: The amount listed is for the entire academic year from July 1st to the following June 30th.



Students will then need to confirm their amount requested.

Lastly, students must confirm their understanding of their request by reading through the applicable information and signing their name at the end of the request.

